
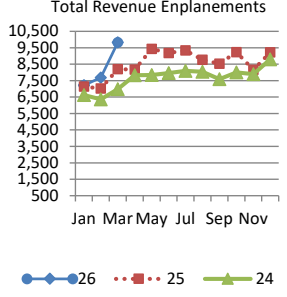
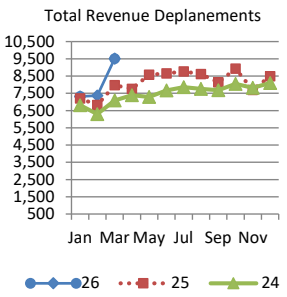


# Abilene Regional Airport Statistics

March 2026

Category	Company	Mar-26	Mar-25	% Change	YTD 26	YTD 25	% Change
	<b>Airport Operations</b>						
	Air Carrier	360	398	-10%	972	1,049	-7%
	Air Taxi	500	296	69%	1,192	1,021	17%
	Local Civilian	964	726	33%	2,946	1,776	66%
	Itinerant Civilian	1,582	1,305	21%	4,262	3,626	18%
	Local Military	150	192	-22%	464	588	-21%
	Itinerant Military	453	630	-28%	1,440	1,612	-11%
<b>TOTAL OPERATIONS</b>		<b>4,009</b>	<b>3,547</b>	<b>13%</b>	<b>11,276</b>	<b>9,672</b>	<b>17%</b>

	Passenger Enplanements		Envoy Airlines Rev Load Factor	79%			
	Scheduled Air Carrier		SkyWest Airlines Rev Load Factor	44%			
	Envoy (AA) Revenue	8,894	8,195	9%	23,792	22,354	6%
	Envoy (AA) Non-Revenue	395	486	-19%	1,086	1,271	-15%
	SkyWest (United) Revenue	929	0	0%	929	0	0%
	SkyWest (United) Non-Revenue	76	0	0%	76	0	0%
	<b>Total</b>	<b>10,294</b>	<b>8,681</b>	<b>19%</b>	<b>25,883</b>	<b>23,625</b>	<b>10%</b>
	<b>Non-Scheduled Air Carrier</b>						
	Freeman Jet Center	17	11	55%	31	38	-18%
	Charter/Other	0	311	-100%	114	574	-80%
	<b>Total</b>	<b>17</b>	<b>322</b>	<b>-95%</b>	<b>145</b>	<b>612</b>	<b>-76%</b>
	<b>TOTAL ENPLANEMENTS</b>	<b>10,311</b>	<b>9,003</b>	<b>15%</b>	<b>26,028</b>	<b>24,237</b>	<b>7%</b>

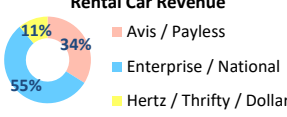
	Passenger Deplanements		Envoy Airlines Rev Load Factor	73%			
	Scheduled Air Carrier		SkyWest Airlines Rev Load Factor	42%			
	Envoy (AA) Revenue	8,599	7,972	8%	23,283	21,999	6%
	Envoy (AA) Non-Revenue	379	419	-10%	1,023	1,178	-13%
	SkyWest (United) Revenue	909	0	0%	909	0	0%
	SkyWest (United) Non-Revenue	60	0	0%	60	0	0%
	<b>Total</b>	<b>9,947</b>	<b>8,391</b>	<b>19%</b>	<b>25,275</b>	<b>23,177</b>	<b>9%</b>
	<b>Non-Scheduled Air Carrier</b>						
	Freeman Jet Center	16	12	33%	30	39	-23%
	Charter/Other	0	252	-100%	48	517	-91%
	<b>Total</b>	<b>16</b>	<b>264</b>	<b>-94%</b>	<b>78</b>	<b>556</b>	<b>-86%</b>
	<b>TOTAL DEPLANEMENTS</b>	<b>9,963</b>	<b>8,655</b>	<b>15%</b>	<b>25,353</b>	<b>23,733</b>	<b>7%</b>

Available Seats (Outbound/Enplanement)							
Scheduled Air Carrier							
	Envoy Airlines	12,268	12,268	0%	34,018	35,946	-5%
	SkyWest Airlines	2,300	0	0%	2,300	0	0%
	Other	0	240	-100%	0	400	-100%
	<b>TOTAL AVAILABLE SEATS</b>	<b>14,568</b>	<b>12,508</b>	<b>16%</b>	<b>36,318</b>	<b>36,346</b>	<b>0%</b>

Maximum Gross Landed Weight (MCGLW)	Company	Mar-26	Mar-25	% Change	YTD 26	YTD 25	% Change
	Envoy (American Airlines)	11,734,620	11,695,020	0%	32,459,930	34,247,410	-5%
	SkyWest (United)	3,082,000	0	0%	3,082,000	0	0%
	Freeman Jet Center	108,200	123,100	-12%	193,300	391,900	-51%
	Baron Aviation	637,500	518,500	23%	1,853,000	1,793,500	3%
	Martinaire	289,000	195,500	48%	790,500	731,000	8%
	Diversions	149,900	149,900	0%	224,850	374,750	-40%
	Other / Charters	0	438,900	-100%	438,105	731,500	-40%

Freight Enplaned	Company	Mar-26	Mar-25	% Change	YTD 26	YTD 25	% Change
	Baron Aviation	30,985	33,043	-6%	99,321	110,148	-10%
	Martinaire	18,728	13,087	43%	46,875	42,922	9%
	<b>Total</b>	<b>49,713</b>	<b>46,130</b>	<b>8%</b>	<b>146,196</b>	<b>153,070</b>	<b>-4%</b>
Freight Deplaned							
	Envoy Airlines	1,291	1,047	23%	2,869	2,245	28%
	Baron Aviation	92,466	98,113	-6%	278,857	311,595	-11%
	Martinaire	46,354	21,708	114%	109,650	56,876	93%
	<b>Total</b>	<b>140,111</b>	<b>120,868</b>	<b>16%</b>	<b>401,376</b>	<b>390,716</b>	<b>3%</b>
	<b>TOTAL CARGO (lbs)</b>	<b>189,824</b>	<b>166,998</b>	<b>14%</b>	<b>547,572</b>	<b>543,786</b>	<b>1%</b>

**TOTAL PARKING LOT REVENUE**      \$130,921.00    \$ 102,265.00      28.02%      \$341,141.00      \$274,705.00      24.18%

	Rental Car Revenue						
	Company	Feb-26	Feb-25	% Change	YTD 26	YTD 25	% Chg
	Avis / Payless	\$ 179,004.07	\$ 128,464.92	39%	\$ 179,004.07	\$ 128,464.92	39.34%
	Enterprise / National	\$ 290,971.17	\$ 202,284.27	44%	\$ 290,971.17	\$ 202,284.27	43.84%
	Hertz / Thrifty / Dollar	\$ 58,738.52	\$ 71,497.66	-18%	\$ 58,738.52	\$ 71,497.66	-17.85%
	<b>TOTAL RENTAL CAR REVENUE</b>	<b>\$ 528,713.76</b>	<b>\$402,246.85</b>	<b>31.44%</b>	<b>\$ 528,713.76</b>	<b>\$ 402,246.85</b>	<b>31.44%</b>

**TURO / RIDESHARE REVENUE**      \$245.09    \$ 50.39      386.39%      \$557.81    \$ 198.03      181.68%